



To: **Company Announcements Office**
From: **Maria Sanz Perez**
Date: **18 November 2020**
Subject: **Presentation - TSX Australia Investor Mining Day**

Attached for release to the market is a presentation to be given by the Managing Director and Chief Executive Officer, Sandeep Biswas, at the TSX Australia Investor Mining Day on 18 November 2020.

A link to the webcast of the presentation will be accessible on the Company's website at <https://www.newcrest.com/investor-centre/presentations> after the presentation.

Yours sincerely

A handwritten signature in blue ink that reads 'M. Sanz'.

Maria Sanz Perez
Company Secretary

Authorised by the Newcrest Disclosure Committee

For further information please contact

Investor Enquiries:

Tom Dixon
+61 3 9522 5570
+61 450 541 389
Tom.Dixon@newcrest.com.au

Ben Lovick
+61 3 9522 5334
+61 407 269 478
Ben.Lovick@newcrest.com.au

North American Investor Enquiries:

Ryan Skaleskog
+1 866 396 0242
+61 403 435 222
Ryan.Skaleskog@newcrest.com.au

Media Enquiries:

Tom Dixon
+61 3 9522 5570
+61 450 541 389
Tom.Dixon@newcrest.com.au

Annie Lawson
+61 3 9522 5750
+61 409 869 986
Annie.Lawson@newcrest.com.au

This information is available on our website at www.newcrest.com

TSX AUSTRALIA INVESTOR MINING DAY

Positioned for growth

Sandeep Biswas

Managing Director and Chief Executive Officer



Disclaimer

Forward Looking Statements

This document includes forward looking statements and forward looking information within the meaning of securities laws of applicable jurisdictions. Forward looking statements can generally be identified by the use of words such as “may”, “will”, “expect”, “intend”, “plan”, “estimate”, “anticipate”, “believe”, “continue”, “objectives”, “targets”, “outlook” and “guidance”, or other similar words and may include, without limitation, statements regarding estimated reserves and resources, certain plans, strategies, aspirations and objectives of management, anticipated production, study or construction dates, expected costs, cash flow or production outputs and anticipated productive lives of projects and mines. Newcrest continues to distinguish between outlook and guidance. Guidance statements relate to the current financial year. Outlook statements relate to years subsequent to the current financial year.

These forward looking statements involve known and unknown risks, uncertainties and other factors that may cause Newcrest’s actual results, performance and achievements or industry results to differ materially from any future results, performance or achievements, or industry results, expressed or implied by these forward-looking statements. Relevant factors may include, but are not limited to, changes in commodity prices, foreign exchange fluctuations and general economic conditions, increased costs and demand for production inputs, the speculative nature of exploration and project development, including the risks of obtaining necessary licences and permits and diminishing quantities or grades of reserves, political and social risks, changes to the regulatory framework within which Newcrest operates or may in the future operate, environmental conditions including extreme weather conditions, recruitment and retention of personnel, industrial relations issues and litigation. For further information as to the risks which may impact on Newcrest’s results and performance, please see the risk factors included in the Annual Information Form dated 13 October 2020 lodged with ASX and SEDAR.

Forward looking statements are based on Newcrest’s good faith assumptions as to the financial, market, regulatory and other relevant environments that will exist and affect Newcrest’s business and operations in the future. Newcrest does not give any assurance that the assumptions will prove to be correct. There may be other factors that could cause actual results or events not to be as anticipated, and many events are beyond the reasonable control of Newcrest. Readers are cautioned not to place undue reliance on forward looking statements, particularly in the current economic climate with the significant volatility, uncertainty and disruption caused by the COVID-19 pandemic. Forward looking statements in this document speak only at the date of issue. Except as required by applicable laws or regulations, Newcrest does not undertake any obligation to publicly update or revise any of the forward looking statements or to advise of any change in assumptions on which any such statement is based.

Non-IFRS Financial Information

Newcrest’s results are reported under International Financial Reporting Standards (IFRS). This document includes non-IFRS financial information within the meaning of ASIC Regulatory Guide 230: ‘Disclosing non-IFRS financial information’ published by ASIC and within the meaning of Canadian Securities Administrators Staff Notice 52-306 – Non-GAAP Financial Measures. Such information includes: ‘Underlying profit’ (profit or loss after tax before significant items attributable to owners of the Company); ‘EBITDA’ (earnings before interest, tax, depreciation and amortisation, and significant items); EBIT (earnings before interest, tax and significant items); ‘EBITDA Margin’ (EBITDA expressed as a percentage of revenue); ‘EBIT Margin’ (EBIT expressed as a percentage of revenue); ‘ROCE’ (‘Return on capital employed’ and calculated as EBIT expressed as a percentage of average total capital employed (net debt and total equity)); ‘Interest coverage ratio’ (calculated as EBITDA adjusted for facility fees and discount unwind on provisions, divided by net interest payable (interest expense adjusted for facility fees, discount unwind on provisions and interest capitalised)); ‘Net debt to EBITDA’ (calculated as net debt divided by EBITDA for the preceding 12 months); ‘Free Cash Flow’ (calculated as cash flow from operating activities less cash flow related to investing activities, with Free Cash Flow for each operating site calculated as Free Cash Flow before interest, tax and intercompany transactions); ‘Free Cash Flow before M&A activity’ (being ‘Free Cash Flow’ excluding acquisitions, investments in associates and divestments); and ‘AISC’ (All-In Sustaining Cost) and ‘AIC’ (All-In Cost) as per updated World Gold Council Guidance Note on Non-GAAP Metrics released November 2018. AISC will vary from period to period as a result of various factors including production performance, timing of sales and the level of sustaining capital and the relative contribution of each asset. AISC Margin reflects the average realised gold price less the AISC per ounce sold. These measures are used internally by Newcrest management to assess the performance of the business and make decisions on the allocation of resources and are included in this document to provide greater understanding of the underlying performance of Newcrest’s operations. The non-IFRS information has not been subject to audit or review by Newcrest’s external auditor and should be used in addition to IFRS information. Such non-IFRS financial information/non-GAAP financial measures do not have a standardised meaning prescribed by IFRS and may be calculated differently by other companies. Although Newcrest believes these non-IFRS/non-GAAP financial measures provide useful information to investors in measuring the financial performance and condition of its business, investors are cautioned not to place undue reliance on any non-IFRS financial information/non-GAAP financial measures included in this document.

Reliance on Third Party Information

The views expressed in this document contain information that has been derived from sources that have not been independently verified. No representation or warranty is made as to the accuracy, completeness or reliability of the information. This document should not be relied upon as a recommendation or forecast by Newcrest.

Disclaimer

Ore Reserves and Mineral Resources Reporting Requirements

As an Australian Company with securities listed on the Australian Securities Exchange (ASX), Newcrest is subject to Australian disclosure requirements and standards, including the requirements of the Corporations Act 2001 and the ASX. Investors should note that it is a requirement of the ASX listing rules that the reporting of ore reserves and mineral resources in Australia comply with the 2012 Edition of the Australasian Code for Reporting of Exploration Results, Mineral Resources and Ore Reserves (the JORC Code) and that Newcrest's ore reserve and mineral resource estimates comply with the JORC Code.

Newcrest is also subject to certain Canadian disclosure requirements and standards as a result of its secondary listing on the Toronto Stock Exchange (TSX), including the requirements of National Instrument 43-101 (NI 43-101). Investors should note that it is a requirement of Canadian securities law that the reporting of mineral reserves and mineral resources in Canada and the disclosure of scientific and technical information concerning a mineral project on a property material to Newcrest comply with NI 43-101. Newcrest's material properties are currently Cadia, Lihir and Wafi-Golpu.

We note that the Annual Mineral Resources and Ore Reserves Statement referenced in this document was prepared prior to Newcrest's listing on the TSX and accordingly was prepared and presented in accordance with the JORC Code and not presented in accordance with NI 43-101. The mineral resource estimates set out in the Annual Mineral Resources and Ore Reserves Statement differ from mineral resource estimates disclosed in accordance with NI 43-101. In particular, NI 43-101 does not allow for inferred resources to be added to other mineral resource categories and the mineral resource estimates in the Annual Mineral Resources and Ore Reserves Statement include inferred mineral resources in the total resource figures. Canadian investors should refer to the mineral reserve and mineral resource information set out in Newcrest's annual information form for the year ended June 30, 2020 and filed on SEDAR on 13 October 2020, which was prepared and disclosed in accordance with both NI 43-101 and JORC.

Competent Person's Statement

The information in this document that relates to Mineral Resources or Ore Reserves (other than Red Chris and Havieron) has been extracted from the release titled "Annual Mineral Resources and Ore Reserves Statement – 31 December 2019" dated 13 February 2020 which is available to view at www.asx.com.au under the code "NCM" (the original release). Newcrest confirms that it is not aware of any new information or data that materially affects the information included in the original release and, in the case of Mineral Resources or Ore Reserves, that all material assumptions and technical parameters underpinning the estimates in the original release continue to apply and have not materially changed. Newcrest confirms that the form and context in which the competent person's findings are presented have not been materially modified from the original release.

The technical and scientific information contained in this document relating to Lihir, Cadia and Wafi-Golpu was reviewed and approved by Kevin Gleeson, Newcrest's Head of Mineral Resource Management, FAusIMM and a Qualified Person as defined in NI 43-101.

The information in this document that relates to Exploration Results at Red Chris and Havieron has been extracted from the release titled "Exploration Update" dated 30 September 2020 which is available to view at www.asx.com.au under the code "NCM". Newcrest confirms that it is not aware of any new information or data that materially affects the information included in the Exploration Update. Newcrest confirms that the form and context in which the competent person's findings are presented have not been materially modified from the Exploration Update.



Newcrest Mining Limited



What makes Newcrest different



Long reserve life – ~24 years reserve life¹



Low-cost production – first quartile cost position



Do what we say



Organic growth options
(at Cadia, Lihir, Wafi-Golpu, Havieron & Red Chris)



Strong exploration & technical capabilities



Financially robust

1. Reserve life is indicative and calculated as proven and probable gold reserves (contained metal) divided by gold production for the 12 months ended 30 June 2020. The reserve life calculation does not take into account future gold production rates. Proven and probable gold reserve numbers and relevant production numbers have been adjusted to reflect announced divestments and acquisitions. Red Chris Mineral Resources and Ore Reserves have been excluded as estimates of Ore Reserves and Mineral Resources for the Red Chris deposit are qualifying foreign estimates under the ASX Listing Rules and are not reported in accordance with the JORC Code.

Operating assets, advanced projects and investments¹



Cadia (100%)

FY20 Production:	843koz Au, 96kt Cu
FY20 AISC:	\$160/oz
Ore Reserves:	21moz Au & 4.3mt Cu
Product:	Copper/gold concentrate, gold doré



Lihir (100%)

FY20 Production:	776koz Au
FY20 AISC:	\$1,206/oz
Ore Reserves:	23moz Au
Product:	Gold doré



Telfer (100%)

FY20 Production:	393koz Au, 16kt Cu
FY20 AISC:	\$1,281/oz
Ore Reserves:	1.4moz Au & 0.18mt Cu
Product:	Copper/gold concentrate and gold doré



Red Chris JV (70%)

FY20 Production:	39koz Au, 25kt Cu
FY20 AISC:	\$1,703/oz
Product:	Copper/gold concentrate



Wafi-Golpu (50%)

Development project for which a Special Mining Lease application has been made

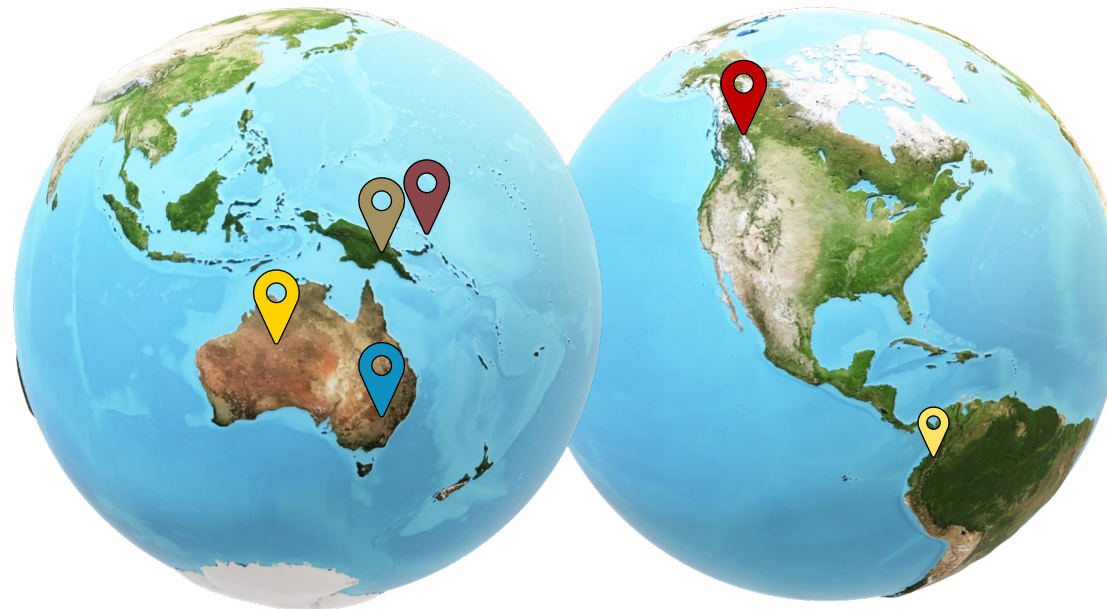
Ore Reserves:	5.5moz Au & 2.5mt Cu
Product:	Copper/gold concentrate, gold doré



Fruta del Norte (32%)²

Commercial production declared in Feb-2020

Product:	Gold/silver doré and concentrate
-----------------	----------------------------------

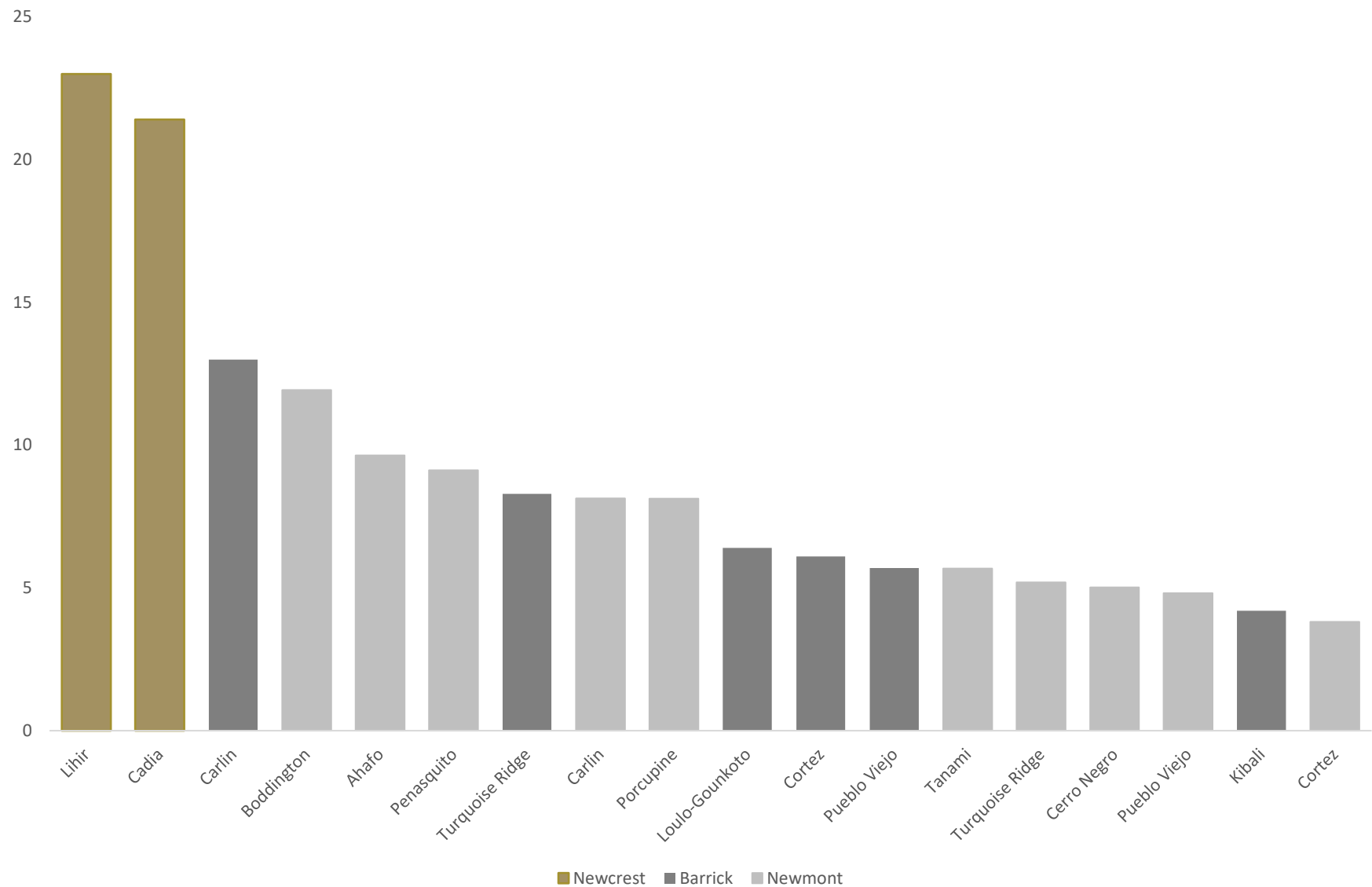


1. All data relating to operations is shown at 100%, with the exception of Red Chris which is shown at 70%, Wafi-Golpu which is shown at 50% and Fruta del Norte which is shown at 32%.

2. Fruta del Norte is owned by Lundin Gold Inc. Newcrest holds 32% of Lundin Gold Inc.

Cadia and Lihir mineral reserves larger than mines of major gold peers

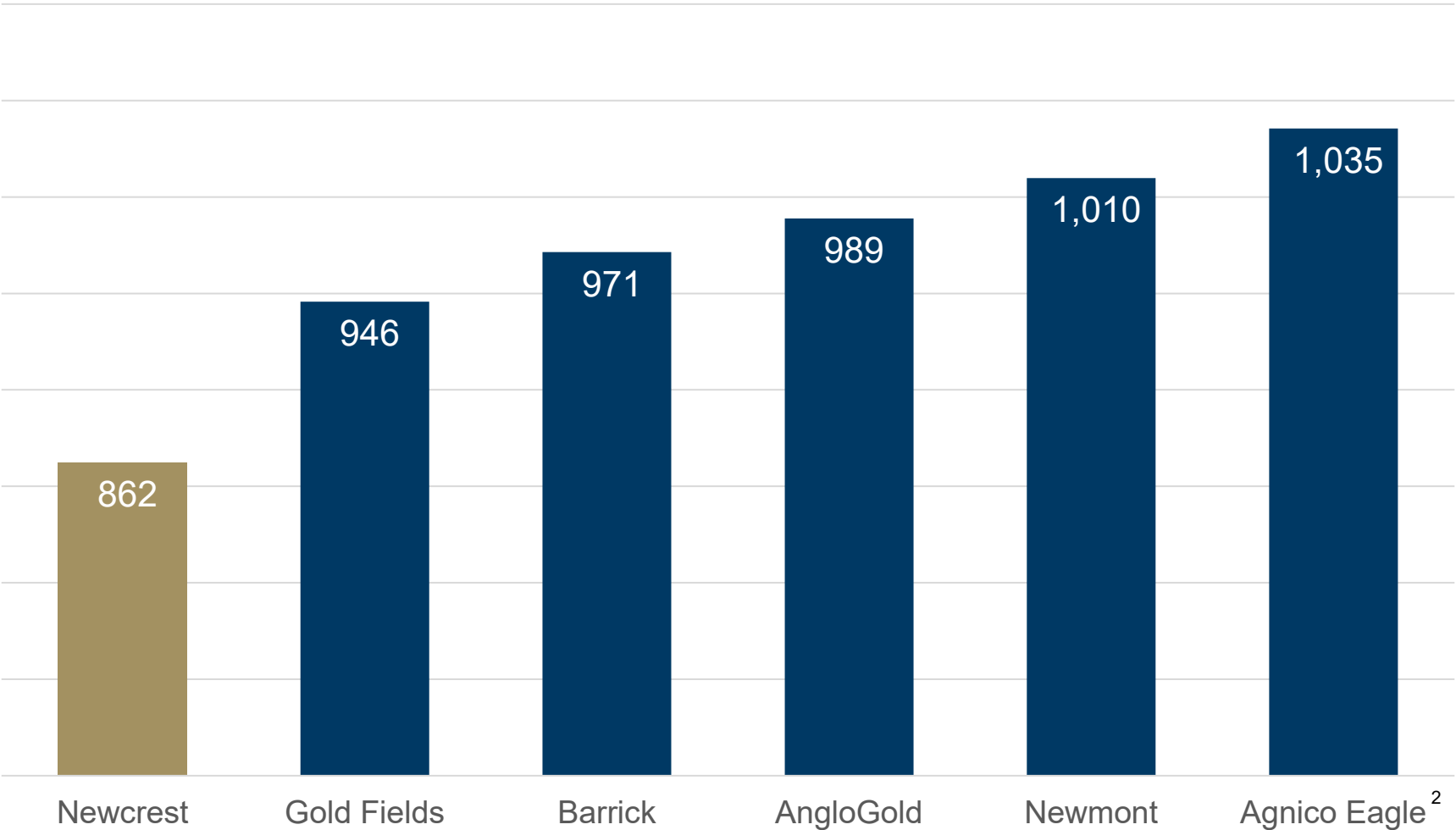
Mineral reserve base of key operating assets¹ (moz)



1. Based on producing assets held by Barrick, Newmont and Newcrest with an attributable reserve >4moz. Source: Company reports as at 21 February 2020. Mineral reserves reflect proven and probable gold ore reserves (contained metal) as at 31 December 2019. The mines reported under the Nevada JV are shown at their attributable ownership.

Lowest cost
major gold
producer

AISC/oz for year to 30 June 2020¹ (\$/oz)




1. AISC/oz from company reports based on data available for the periods ended 30 June 2020, 31 March 2020, 31 December 2019 and 30 September 2019.

2. Agnico Eagle reports AISC/oz produced.


A unique suite of technical capabilities

Lihir, Telfer, Red Chris



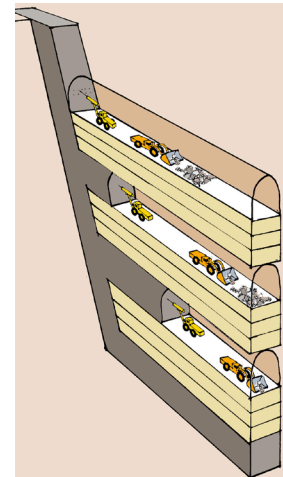
OPEN PIT

Telfer



Reef

Gosowong¹



Narrow Vein

SELECTIVE UNDERGROUND

BULK UNDERGROUND

PROCESSING

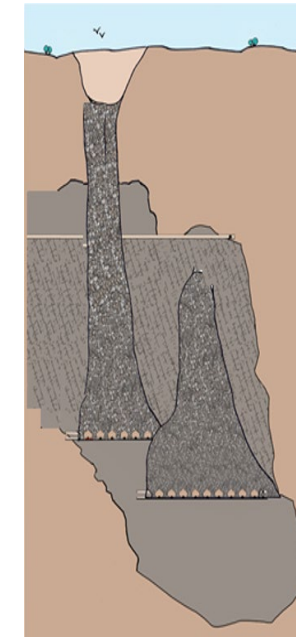
*Large scale comminution
Copper-gold flotation*

Telfer



Sublevel Caving

Cadia



Block/Panel Caving

*Pressure oxidation
Cyanide & carbon in leach*

Exciting pipeline of organic growth opportunities

1. The Havieron Project is operated by Newcrest under a farm-in agreement with Greatland Gold Plc. Newcrest can earn up to a 70% joint venture interest through expenditure of US\$65 million and the completion of a series of exploration and development milestones in a four-stage farm-in over a six year period that commenced in May 2019. Newcrest may acquire an additional 5% interest at the end of the farm-in period at fair market value.
2. The farm-in agreement includes tolling principles reflecting the intention of the parties that, subject to a successful exploration program and feasibility study, the resulting joint venture ore will be processed at Telfer.

Red Chris

- 70% interest acquired in August 2019
- Open Pit operation, with block caving potential



Havieron

- Exploration earn-in agreement
- 40% interest with pathway to 75%¹
- All ore to be processed at nearby Telfer operation²



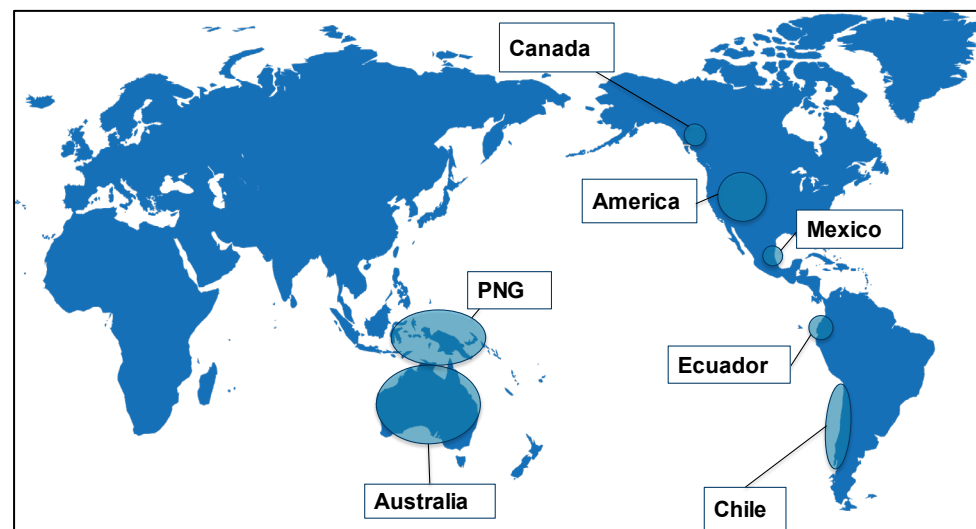
A growing portfolio of other exposures



32% equity interest in Lundin Gold



Increased exposure to Fruta del Norte through financing facilities



Early entry portfolio opportunities increased to >20¹

1 As at September 2020. Includes assets that we own as well as equity investments and early stage entry and exploration arrangements.

What makes Newcrest different



Long
reserve life



Low-cost
production



Do what
we say



Organic growth options
(at Cadia, Lihir, Wafi-Golpu,
Havieron & Red Chris)



Strong exploration
& technical
capabilities



Financially robust



About
Newcrest

Our
Assets

Investor
Centre

Careers

Sustainability

COVID-
19

Contacts



The Miner of Choice.™

CAREERS

New rewarding career
opportunities

VIEW

INVESTOR CENTRE

Safely delivered superior
returns in FY20

VIEW



MacBook Air



Find out more:
www.newcrest.com



Engage with us



+61 3 9522 5717



+1 866 396 0242